



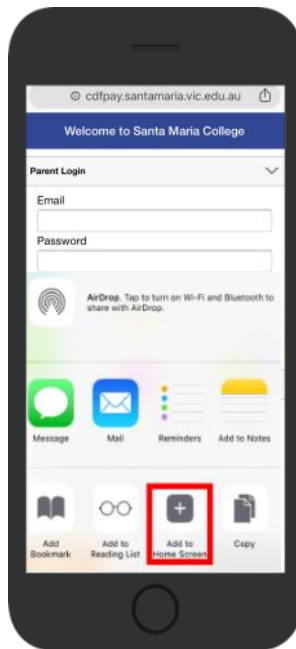







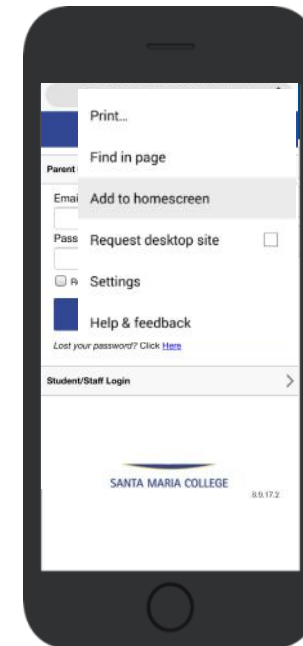
Adding Icon to Apple iPhone

- ⇒ Browse to <https://shop.ccsale.catholic.edu.au> in Safari.
- ⇒ Or scan QR Code using your phone camera to browse to URL.
- ⇒ In Safari  tap the **BOOKMARK ICON**. 
- ⇒ Choose the **ADD TO HOMESCREEN** icon. 
- ⇒ You can then place the icon on your desired screen. 



Adding Icon to Android Phone

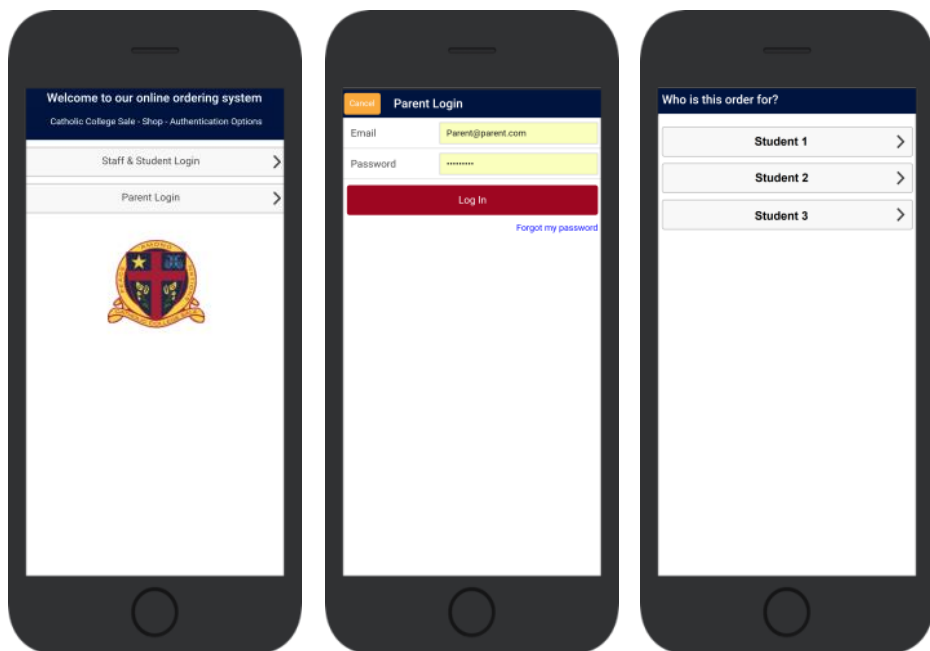
- ⇒ Browse <https://shop.ccsale.catholic.edu.au> in Chrome.
- ⇒ Or scan QR Code using your phone camera to browse to URL.
- ⇒ In Chrome  tap the Menu option 
- ⇒ Choose the **ADD TO HOMESCREEN** icon.
- ⇒ You can then place the icon on your desired screen. 





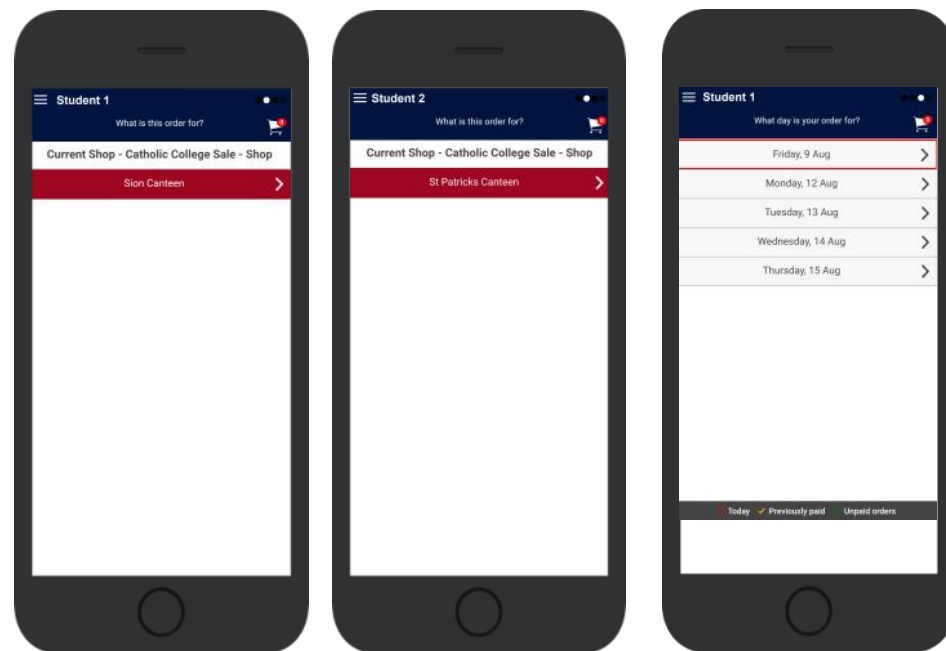
Login into the Catholic College Sale Shop

- ⇒ Browse to <https://shop.ccsale.catholic.edu.au>
- ⇒ Choose **PARENT LOGIN**
- ⇒ Use your **Email Address** and **Password** to access **CDFpay**.
- ⇒ **Please NOTE: This is the email you have provided CC Sale as you primary email for communication from the school.**
- ⇒ Choose the child you wish to place an order for.



Placing an Order for your Child

- ⇒ Your children will be tagged to the Campus they attend.
- ⇒ Choose the **Campus Available**.
- ⇒ Select the Date you wish to order for.

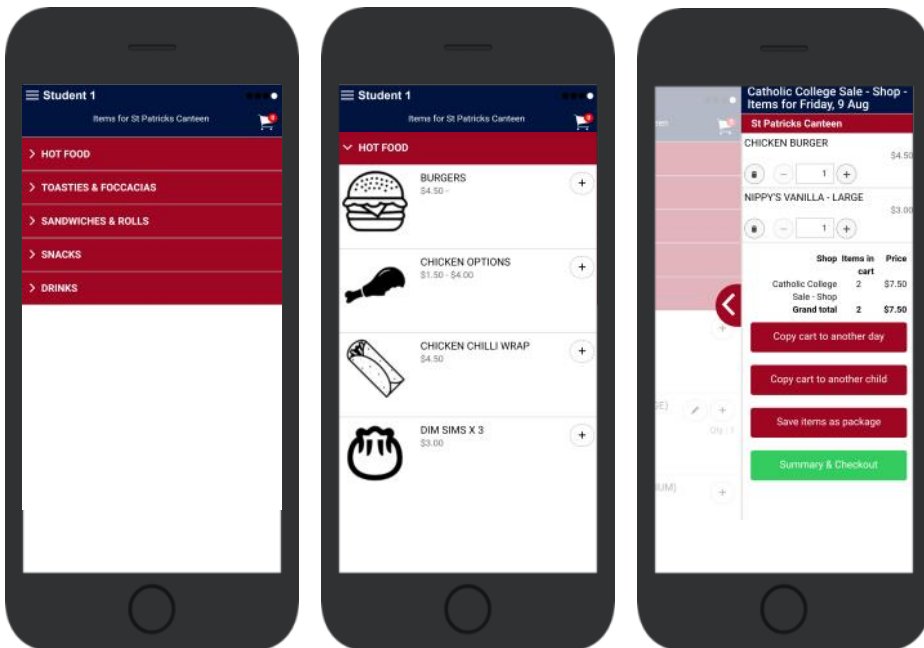


Need Help? support@cdfpay.org.au



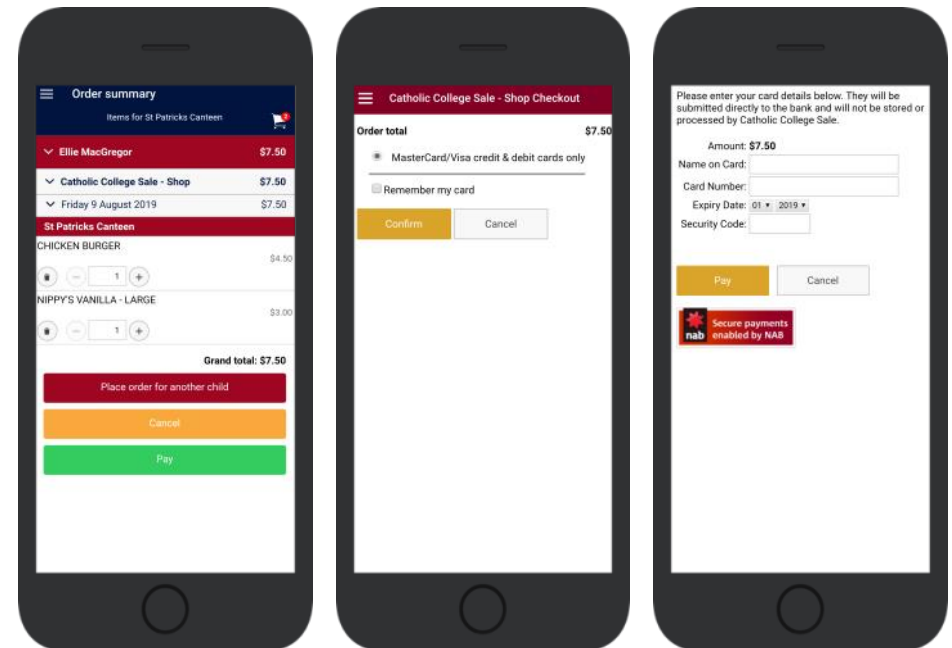
Placing an Order & Checkout

- ⇒ Choose a category to order from.
- ⇒ Then select the item/s you wish to order by pressing +
- ⇒ Your shopping cart will update with each item.
- ⇒ Choosing the Shopping Cart allows you to complete purchase.
- ⇒ You can review your cart and choose **SUMMARY & CHECKOUT**



Complete Payment (Single Payment Option)

- ⇒ Choose payment method.
- ⇒ Enter your payment details and select **PAY**.
- ⇒ You can choose to store your card details.
- ⇒ A receipt will be emailed upon payment.





Complete Payment (If you have credit balance)

- ⇒ If your account has a credit, this can be used towards payment.
- ⇒ Your account balance will be displayed and remainder to pay.
- ⇒ Choose the **tick box ONLY** and **CONFIRM** to use balance.
- ⇒ Then pay the remainder using Bank Transfer/MasterCard Visa.

Cancelling Orders

- ⇒ You are able to cancel orders before a cutoff time/date
- ⇒ Choose the menu icon: **\$ See / manage paid orders**
- ⇒ Choose the **Child / Date / Shop** you wish to cancel from.
- ⇒ Choose **OK** to cancel the order for your child.

